

KEY FEATURES & BENEFITS

Cost Effective and Versatile

- High Speed Hoist for about 1/3 of the cost of larger hoists
- Dual purpose - Can be used as a material hoist or transport platform
- Soft Start / Stop feature to protect payload

Much Easier to Install and Operate

- Lower pull-out force, no additional structure reinforcement needed
- Fold-Out platform for easy installation of wall ties
- Self-Erecting, no crane needed
- Small footprint fits into confined spaces (Approximate area required for hoist placement: 106" x 109")
- Unique open/close system for unloading ramp
- Easy access to electrical panels for maintenance

INDUSTRIES SERVED

- **Scaffolding**
- **Masonry**
- **Restoration & Renovation**
- **Glazing**

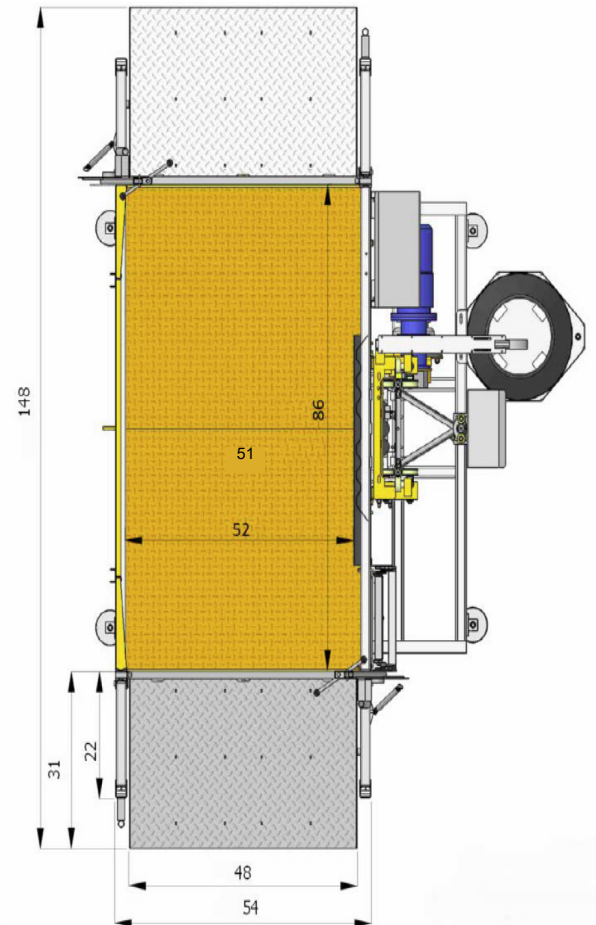
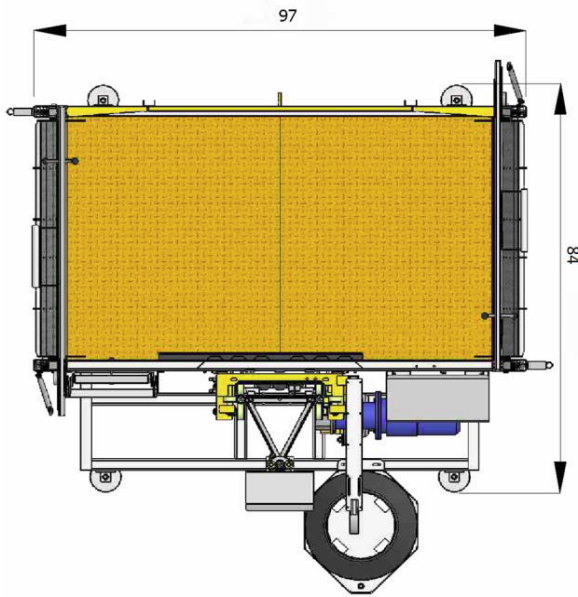
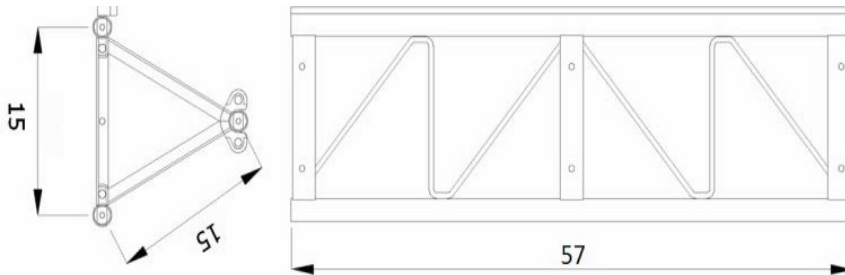


Contact Beta Max today to discuss your project, or get a quote.

www.BetaMaxHoist.com

(800) 644-6478

SPECIFICATIONS	
Lift Capacity	2500 lbs
Lift Speed	40 fpm and 80 fpm
Basket Dimensions	51" x 86"
A/C Power	1 Φ 220v / 3 Φ 208v, 65A (Recommended 100A supply power service to the base of unit)



Contact Beta Max today to discuss your project, or get a quote.

www.BetaMaxHoist.com

(800) 644-6478